





ASCEND GLOBAL INC

Your Local Manufacturer



Manufacturers of Hospital Furniture

Product Catalogue



6 Pillaiyar Koil - Perumal Koil Link Road, Thiyambakkam Nagar, Kosappur,
Chennai - 600 060, Tamil Nadu

98845-30400

AscendGlobalinc.com



About Us:

Ascend Global Inc. was conceived and established in 2017 to revolutionize the manufacture and distribution of Pre-hospital emergency care solution, patient handling equipment and hospital furniture. We know that achieving this takes practice, perseverance, resilience and most importantly a receptive, and open mind. A mindset that never stops adapting and improving with feedback from you, our customers. Our decades of hands on experience coupled with stringent & dedicated R&D team laid a strong base on which the company was systematically structured.

With cues from the market, we have been manufacturing reliable, high-quality streamlined solutions for all aspects of handling patients. They aid in the delivery of dignified care while heightening safety for both the caregiver and patient alike. Here in our premises, R&D is a constant everyday process to uncover new exciting ideas to meet tomorrow's challenging needs. With that being said, our spectrum of products offer a perfect solution for every clinical setting. And if not, we bend backward to customize a perfect solution tailored to your need. Thus, bringing Quality, Reliability and Affordability to you.

Product Line:

At Ascend Global Inc we design and manufacture a variety of items for the medical industry as outlined below

- Hospital Furniture like Examination Bed, crash cart, bed side trolley, stool, IV Stand Etc
- Patient Handling Equipment like Stretcher (Many models to suit varied applications), Stair Chair and Wheel chair etc
- Patient Mobility Items like Walkers etc.
- We also provide service on furniture and equipment at clients location to aid in the uninterrupted patient care.

Our Strength:

- With a huge factory right by the Chennai Port, to a highly qualified and motivated work force, to a strong material sourcing & negotiating team, we are perfectly positioned to meet the ever-changing requirements of the industry.
- Additionally, our Ascend Global Inc team distinguishes itself with its remarkable people-centered approach. We value our supplier relationships and work to cultivate long-term, mutually beneficial associations. On the customer front. we strive to partner with them in a way that goes beyond just providing hospital furniture. Our impeccable customer service is second to none!

Our Vision

Pivoting around the safety of the users, we are bent on delivering hallmark products and solutions.

Our Mission

To assist patient movement, both ergonomically and economically

Our Values

- * To manufacture quality products whilst ensuring our operations have the least to no detrimental effect upon the environment
- * We are committed to being responsible corporate citizens in the community we operate in

Our Team

We are a tightly-knit, talented group of people with a shared vision and passion for delivering consistently great solutions for our clients. We strive to make sure our people are supported and empowered to deliver exceptional results for our clients, while ensuring the company is a fun, inclusive, challenging place to work and develop a rewarding career.

Our Products

Redefining new standards of quality is a part of our company's culture. It is imbibed into the everyday process Which is why our team proudly stands behind every one of our creation.


Our Customers

Every client has a unique need when it comes to patient care equipment or hospital furniture. Understanding their needs and within the given parameters, we present crisp custom solutions. We will always conduct ourselves with integrity, humility, and fairness, treating you just as we want to be treated ourselves.

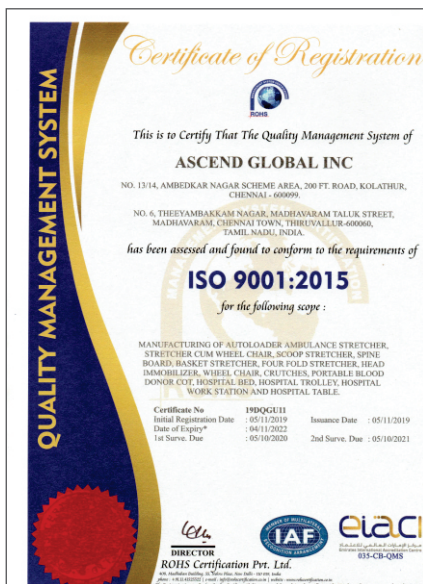
Quality:

- CE Certification
- ISO 9001-2015
- ISO 13485 – 2016

OUR MANUFACTURING FACILITY



OUR MANUFACTURING CERTIFICATES





PATIENT HANDLING EQUIPMENT

- + Aluminium Ambulance Stretcher
- + Advanced Ambulance Stretcher
- + MS Ambulance Stretcher
- + 5-in-1 Multi Level Stretcher cum Trolley
- + Ambulance Stretcher Base
- + Patient Carrying Sheet
- + Patient Carrying Sheet
- + Spine Board Stretcher
- + Scoop Stretcher
- + Aluminium Wheel Chair
- + SS Patient Wheelchair
- + Head Immobilizer
- + Single Folding Stretcher
- + Two Way Folding Stretcher
- + Stretcher Trolley
- + Patient Transfer Trolley

HOSPITAL COT

- + Hospital Ward Care Cot
- + Hospital Ward Care Cot perforation
- + Semi-Fowler Cot – MS
- + Semi-Fowler Cot – SS
- + Semi-Fowler Cot – ABS
- + Full-Fowler Cot – MS
- + Full-Fowler Cot – SS
- + Full-Fowler Cot – ABS
- + ICU – 3 Function ABS Cot
- + ICU – 5 Function ABS Cot
- + Attender Couch
- + Attender Couch with Locker
- + Examination Couch
- + Examination Couch with Locker
- + Pediatric Cot – MS

- + Pediatric Cot – SS
- + Baby Cradle
- + Blood Donor Chair
- + Blood Donor Cot

HOSPITAL FURNITURE

- + Bedside Locker – MS
- + Bedside Locker With Drawer
- + Bedside Locker – SS
- + IV Saline Stand – Stationary
- + IV Saline Stand – Rolling
- + Bedside Screen – 4 Fold
- + Bedside Screen – 3 Fold
- + Single Step Stool
- + Double Step Stool
- + Double Step Stool Curved
- + Revolving Stool
- + Non Revolving Stool

TROLLEY

- + Crash Cart
- + Medical Drug Trolley
- + Instrument Trolley
- + Dressing Trolley
- + Cardiac Table / Food Trolley
- + Cylinder Trolley
- + Linen Trolley
- + Basin Stand
- + Kick Bucket

PATIENT HANDLING EQUIPMENT

Aluminium Autoloading Ambulance Stretcher

AG-1010

Our Automatic loading stretcher boasts some handy features that make it the ideal choice for Emergency vehicles and Ambulances.



- Made of thick wall aluminium alloy which is sturdy yet light.
- Backrest can be adjusted from 0 degree to 75 degree
- Quality 5" swivelling castors to aid in smooth & quick movement for those time sensitive seconds
- A single operator can easily transfer the patient in and out with minimal effort
- The legs are folded with handles fitted on either sides
- Additional safety lever is also included which prevents accidental operation of the handles which fold the legs
- Front and rear locks included holds the stretcher still within the ambulance



HIGH POSITION L x W x H (cms)	LOW POSITION L x W x H (cms)	MAX. BACK ANGLE	LOAD BEARING	NET WEIGHT
192 x 57 x 92	192 x 57 x 25	75	159 Kgs	42 Kgs

Advanced Ambulance Stretcher

AG-1020

This is an advanced fully automatic stretcher with multiple position for patient's comfort



- Made of thick wall Aluminium Alloy which is sturdy yet light
- A single operator can effortlessly transfer the patient in and out in those time sensitive hours
- The height is adjustable to 3 levels while the backrest can be adjusted from 0 to 60 degree
- The legs are foldable with handles on either sides
- Collapsible side rails offer additional protection during transport
- Smooth seamless construction for ease of sanitization
- Front and rear lock ensures stability during transit
- Quality 5" swivelling castors (2 with brake) to aid in swift & smooth movement



HIGH POSITION L x W x H (cms)	LOW POSITION L x W x H (cms)	MAX. BACK ANGLE	LOAD BEARING	NET WEIGHT
199 x 56 x 85	199 x 56 x 35	60	159 Kgs	40 Kgs

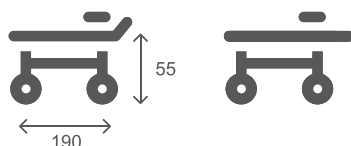
PATIENT HANDLING EQUIPMENT

MS Ambulance Stretcher

AG-1030

Our standard ambulance stretcher is made of MS and finished with powder coating. This is ideal for where space is a concern. Great fit for smaller ambulances.

- High density MS welded fabrication with powder coated finish
- Adjustable from 0 to 75 degree
- 5" swivelling castor wheels for smooth movement (2 with brakes)
- Side rails on either sides and 2 nylon belts for safety



HIGH POSITION L x W x H (cms)	LOW POSITION L x W x H (cms)	MAX. BACK ANGLE	LOAD BEARING	NET WEIGHT
190 x 55 x 92	190 x 55 x 25	75	100 Kgs	42 Kgs

5-in-1 Multi Level Stretcher cum Trolley

AG-1040

Our 5 in 1 stretcher is the solution when your needs are more than a stretcher. This can be used as a Trolley, Wheel chair or stretcher.

- Made of thick wall aluminium alloy which is sturdy yet light.
- Backrest can be adjusted from 0 degree to 75 degree
- Quality 5" swivelling castors to aid in smooth & quick movement for those time sensitive seconds
- A single operator can easily transfer the patient in and out with minimal effort
- The legs are folded with handles fitted on either sides
- 5 Different position to use as needed
- 3" PUF Cushions for comfort at its best
- 3 Nylon Belts for patients safety



HIGH POSITION L x W x H (cms)	LOW POSITION L x W x H (cms)	MAX. BACK ANGLE	LOAD BEARING	NET WEIGHT
196 x 60 x 88	196 x 60 x 27	75	159 Kgs	32 Kgs

PATIENT HANDLING EQUIPMENT

Patient Carrying Sheet

AG-1096



- Constructed with heavy duty PVC Vinyl
- Comes with 10 carrying handles
- Easy to clean and sterilize
- Ideal for rapid evacuation during non hazardous situation

SIZE (cms)	SELF WEIGHT	LOAD WEIGHT
212 L x 75 W	1 kg	159 kgs

Patient Carrying Sheet

AG-1097

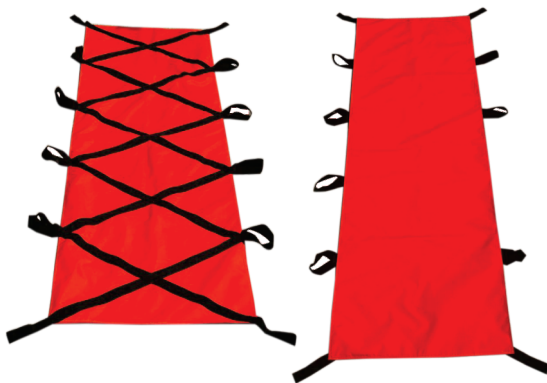


- Constructed with heavy duty PVC Vinyl
- Comes with 6 carrying handles & 2 patient straps
- Ideal for rapid evacuation during non hazardous situation
- Easy to clean and sterilize

SIZE (cms)	SELF WEIGHT	LOAD WEIGHT
212 L x 75 W	1 kg	159 kgs

Patient Carrying Sheet

AG-1098



- Constructed of heavy duty PVC Vinyl
- Comes with 12 carrying handles
- Criss-cross sewing pattern for added strength
- Ideal for rapid evacuation during non hazardous situation
- Easy to clean and sterilize

SIZE (cms)	SELF WEIGHT	LOAD WEIGHT
200 L x 70 W	1 kg	159 kgs

PATIENT HANDLING EQUIPMENT

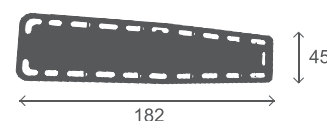


Spine Board Stretcher

AG-1050

- Made of high quality virgin HDPE granules with a seamless mould
- Light weight but built solid to handle upto 300 Kgs
- 3 Nylon Straps are included
- MRI, CT and X-Ray compatible
- Does not absorb body fluids
- Head Immobilizer can be fixed on this stretcher to eliminate head movement

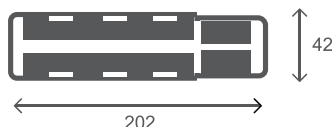
SIZE (cms)	LOAD BEARING	NET WEIGHT
182.5 x 45 x 6.2	300 kgs	7.75 Kgs



Scoop Stretcher

AG-1060

- Made of a truly sturdy yet light weight Aluminium Alloy
- Ideal to transfer fractured and serious patients with absolutely minimum movement
- There are two side locks on either ends of the stretcher which detaches the stretcher into two parts
- The length of the stretcher can be adjusted according to patient's height
- 3 Nylon Straps are included
- Smooth body facilitates easy clean up and Sterilization
- Head Immobilizer can be fixed on this stretcher to eliminate head movement



SIZE (cms)	FOLDED SIZE	LOAD BEARING	NET WEIGHT
202 X 42 X 7	202 X 42 X 7	159 kgs	9 kgs



Ambulance Stretcher Base

AG-1010B

- The stretcher base is built with solid aluminum for strength, light weight and convenience
- The extension board of the ambulance is designed to be rolled over and is easy to operate.
- It adapts to ambulances of different chassis heights. (10 cm, 11.5 cm & 16 cm)
- When the stretcher is moved into the base, it locks automatically. It is safe and reliable.
- The stretcher base has a double layer design; one scoop stretcher or spine board can be put in the second layer to save ambulance space.

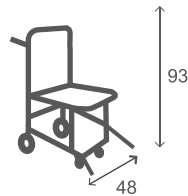
SIZE (cms)	INCLINATION	NET WEIGHT	LOAD WEIGHT
240 x 68 x 18	22°	52 kgs	220 kgs

PATIENT HANDLING EQUIPMENT

Aluminium Stair Chair

AG-1070

- Made of high strength light weight Aluminium Alloy
- Ideal to transport patient up and down the stairs or narrow passages
- Two telescopic front handles and two lockable rear handles help to lift patient safely
- Folds Flat at the pull of the lever
- Comes with two 5" Castor wheels with brakes for the rear & two 3" wheels for the front
- Removable thick rexin with zippers for load bearing & easy clean up
- 3 Nylon Belts for patient's safety
- Proudly Made in India

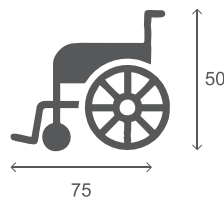


SIZE (cms)	FOLDED SIZE	LOAD BEARING	NET WEIGHT
93 x 53 x 48	93 x 53 x 23	160 kgs	8-11 kgs

SS Patient Wheelchair

AG-1072

- Made of high strength and rust proof 304 Stainless Steel
- 24" rear Wheel with PU Tubeless Tyres
- Spacious foot rest and firm grip rear handles
- MS option is available too



SIZE (cms)	LOAD BEARING	NET WEIGHT
93 x 75 x 50	125 kgs	16 kgs

PATIENT HANDLING EQUIPMENT



Head Immobilizer

AG-1080

- Made of polyethylene foam with vinyl covering
- Two head blocks +2 straps are included
- Attaches firmly on spine board & scoop stretcher
- MRI, CT and X- Ray compatible
- Does not absorb body fluids

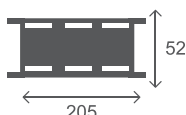
SIZE (cms)	NET WEIGHT
46.5 X 27 X 14	900 GMS

Single Folding Stretcher

AG-1091



- Frame is made of high strength Mild Steel
- Covered with thick polyester rexin
- Four feet to give a lift off the ground and to assist in loading on a trolley
- Includes 2 nylon belts for patient's safety
- Folds length wise compactly for stowing
- Pre-treated, Cured and Epoxy Powder coated to standards

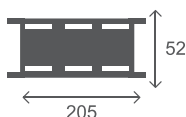


SIZE (cms)	FOLDED SIZE	LOAD BEARING	NET WEIGHT
205 x 52 x 15	58 x 14 x 24	160 kgs	8 kgs

Two Way Folding Stretcher

AG-1090

- Frame is made of high strength Aluminium Alloy or Mild Steel
- Covered with thick polyester rexin
- Four feet to give a lift off the ground and to assist in loading on a trolley
- Includes 2 nylon belts for patient's safety
- Folds compactly for stowing
- Comes with a matching bag for easy transportation
- Two Folding and Four Folding Stretchers are available



SIZE (cms)	FOLDED SIZE	LOAD BEARING	NET WEIGHT
205 x 52 x 15	58 x 14 x 24	160 kgs	9 kgs

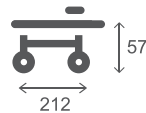


PATIENT HANDLING EQUIPMENT

Stretcher on Trolley

AG-1100

- Strong MS frame with 1.25" dia tubular pipe
- A set of tubular framework forms the trolley which is mounted on a set of 5" swivelling castor wheels (2 with brakes)
- A removable stretcher mounts on top of the trolley
- The stretcher top is slightly concave shaped for patients comfort. It additionally comes with 4 push handles on either sides
- Comfortable 50mm PU foam mattress
- Pre-treated and finished with epoxy powder coating
- Comes with optional Oxygen cylinder compartment and Saline stand
- Full Stainless Steel option is available too

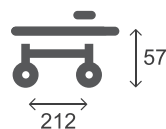


SIZE (cms)	LOAD BEARING	NET WEIGHT	MATERIAL
212 x 57 x 77	150 kgs	22 KGS	MS

Patient Transfer Trolley

AG-1110

- Made of 1.25" dia Stainless Steel or MS tubular pipe as required
- This system comprises of two trolleys with a stretcher mounted on the top
- The 2 trolleys can be interlocked and the stretcher can rolled over from one to the other with a roller
- Stretcher can be raised from one end on a ratchet system
- The trolleys are mounted on a set of sturdy 5" swivelling castor wheels
- Comfortable 50mm PU foam mattress
- Comes with optional Oxygen cylinder compartment and 1 or 2 Saline stand



SIZE (cms)	LOAD BEARING	NET WEIGHT	MATERIAL
212 x 57 x 77	150 kgs	40 KGS	SS

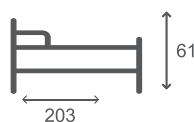
HOSPITAL COT

Hospital Ward Care Cot

AG-2010



- Solid 1.25" CRCS tubes and 18g CRCA sheet construction
- High density MS Welded fabrication with epoxy powder coating per standards
- Tubular head and foot bows of unequal height
- Legs are encased in plastic caps for noise reduction and stability
- Seamless smooth construction for aesthetic look and easy sterilization



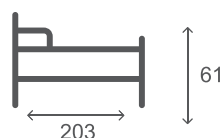
SIZE (cms)	LOAD BEARING	MATERIAL
203 x 91 x 61	150 kgs	MS

Hospital Ward Care Cot

AG-2012



- Solid 1.25" CRCS tube and CRCA sheet construction
- Top 18g CRCA sheet is evenly perforated for aeration
- High density MS Welded fabrication with epoxy powder coating per standards
- Tubular head and foot bows of unequal height
- Legs are encased in plastic caps for noise reduction and stability
- Seamless smooth construction for aesthetic look and easy sterilization
- Can be customized with stainless steel head and foot panel



SIZE (cms)	LOAD BEARING	MATERIAL
203 x 91 x 61	150 kgs	MS

HOSPITAL COT

Semi-Fowler Cot - MS

AG-2020

Made to last with solid CRCS Tube and perforated CRCA sheet. The top is in two sections to facilitate backrest adjustment. A manual Crank positioned in the front is wound to activate the backrest. Position can be adjusted between 0 to 70 degree Smooth and seamless construction to make sanitizing efficient and effective



- Head and Foot bows are made with MS
- MS Components are Pre-treated, Cured and Powder coated to standards
- Stands on 4 high quality plastic feet
- Measures 80" (L) X 36" (W) X 24" (H)



SIZE (cms)	LOAD BEARING	MATERIAL
203 x 91 x 61	150 kgs	MS

Semi-Fowler Cot - SS

AG-2022

Made to last with solid CRCS Tube and perforated CRCA sheet. The top is in tow sections to facilitate backrest adjustment, A manual Crank positioned in the front is wound to activate the backrest. Position can be adjusted between 0 to 70 degree Smooth and seamless contraction to make sanitizing efficient and effective



- Head and Foot bows are made in SS
- MS Components are Pre-treated, Cured and Powder coated to standards
- Stands on 4 high quality plastic feet
- Measures 80" (L) X 36" (W) X 24" (H)



SIZE (cms)	LOAD BEARING	MATERIAL
203 x 91 x 61	150 kgs	MS & SS

Semi-Fowler Cot - ABS

AG-2024

Made to last with solid CRCS Tube and perforated CRCA sheet. The top is in tow sections to facilitate backrest adjustment, A manual Crank positioned in the front is wound to activate the backrest. Position can be adjusted between 0 to 70 degree Smooth and seamless contraction to make sanitizing efficient and effective



- Head and Foot bows are made with premium ABS
- MS Components are Pre-treated, Cured and Powder coated to standards
- Stands on 4 high quality plastic feet
- Measures 80" (L) X 36" (W) X 24" (H)



SIZE (cms)	LOAD BEARING	MATERIAL
203 x 91 x 61	150 kgs	MS & ABS

HOSPITAL COT

Full-Fowler Cot - MS - with mattress

AG-2030

Made to last with solid CRCS Tube and perforated CRCA sheet. The top is in three sections to facilitate backrest & footrest adjustments. Two manual cranks positioned in the front is wound to activate the adjustment between 0 to 70 degree and 35 to 70 degree. Smooth and seamless construction to make sanitizing efficient and effective.

- Head and Foot Bows are made with MS
- Stands on 4 high quality plastic feet
- Elaborately pre-treated, shot blasted and epoxy powder coated for scratch resistance
- Measures 80" (L) X 36" (W) X 24" (H)



SIZE (cms)	LOAD BEARING	MATERIAL
203 x 91 x 61	150 kgs	MS



Full-Fowler Cot - SS - with mattress

AG-2032

Made to last with solid CRCS Tube and perforated CRCA sheet. The top is in three sections to facilitate backrest & footrest adjustments. Two manual cranks positioned in the front is wound to activate the adjustment between 0 to 70 degree and 35 to 70 degree. Smooth and seamless construction to make sanitizing efficient and effective.

- Head and Foot Bows are made with SS
- Stands on 5" swivelling castors (2 with brake)
- Elaborately pre-treated, shot blasted and epoxy powder coated for scratch resistance
- Measures 80" (L) X 36" (W) X 24" (H)



SIZE (cms)	LOAD BEARING	MATERIAL
203 x 91 x 61	150 kgs	MS & SS



Full-Fowler Cot - ABS - with mattress

AG-2034

Made to last with solid CRCS Tube and perforated CRCA sheet. The top is in three sections to facilitate backrest & footrest adjustments. Two manual cranks positioned in the front is wound to activate the adjustment between 0 to 70 degree and 35 to 70 degree. Smooth and seamless construction to make sanitizing efficient and effective.

- Head and Foot Bows are made with ABS while the collapsible railing is SS
- Stands on 5" swivelling castors (2 with brake)
- Elaborately pre-treated, shot blasted and epoxy powder coated for scratch resistance
- Measures 80" (L) X 36" (W) X 24" (H)



SIZE (cms)	LOAD BEARING	MATERIAL
203 x 91 x 61	150 kgs	MS & ABS



HOSPITAL COT

ICU - 3 Function ABS Cot

AG-2040



- Back rest, knee rest & height adjustment positions are manually operated by cranks
- Uniformly perforated 8g CRCA sheet below mattress and the Integrated frame work are made of Mild Steel
- Min Height: 81" (L) X 36" (W) X 25" (H)
- Max Height: 81" (L) X 36" (W) X 36" (H)
- Detachable ABS head and foot bows with collapsible SS side railings
- Four rubber side buffers to prevent wall damage
- 5" heavy duty swivelling castors (2 with brake)
- Saline rod with hook and Urine bag hook are included
- 4" - 32 density foam mattress is included
- Provision for IV pole on all 4 corners of the bed
- Elaborately pre-treated, shot blasted and epoxy powder coated for scratch resistance



SIZE (cms)	LOAD BEARING	MATERIAL
210 x 90 x 49	150 kgs	MS & ABS

ICU - 5 Function ABS Cot

AG-2042



- Back rest, knee rest, Height adjustment, Trendlenburg & Reverse Trendlenburg positions manually operated by cranks
- Uniformly perforated 8g CRCA sheet below mattress and the Integrated frame work are made of Mild Steel
- Min Height: 81" (L) X 36" (W) X 25" (H)
- Max Height: 81" (L) X 36" (W) X 36" (H)
- Detachable ABS head and foot bows with collapsible SS side railings
- Four rubber side buffers to prevent wall damage
- 5" heavy duty swivelling castors (2 with brake)
- Saline rod with hook and Urine bag hook are included
- 4" - 32 density foam mattress is included
- Provision for IV pole on all 4 corners of the bed
- Elaborately pre-treated, shot blasted and epoxy powder coated for scratch resistance



SIZE (cms)	LOAD BEARING	MATERIAL
210 x 90 x 49	150 kgs	MS & ABS

HOSPITAL COT

Attender Couch

AG-2050



- High density MS welded fabrication makes up the couch
- The top encasement is made of rectangular tube which is raised on the sides to hold the mattress in position
- Stands on 4 high quality plastic feet
- Includes a high density 3" Foam cushion
- Elaborately pre-treated, shot blasted and epoxy powder coated with textured finish for scratch resistance
- Seamless smooth construction for aesthetic look and easy sterilization
- Can be custom made in SS

SIZE (cms)	LOAD BEARING	MATERIAL
185 x 61 x 46	150 kgs	MS

Attender Couch with Locker

AG-2052



- High density MS welded fabrication makes up the couch
- The top encasement is made of rectangular tube which is raised on the sides to hold the mattress in position
- Stands on 4 high quality plastic feet
- Includes a high density 3" Foam cushion
- Two storage compartments with sliding door in the bottom
- Elaborately pre-treated, shot blasted and epoxy powder coated with textured finish for scratch resistance
- Seamless smooth construction for aesthetic look and easy sterilization

SIZE (cms)	LOAD BEARING	MATERIAL
185 x 61 x 46	150 kgs	MS

HOSPITAL COT

Examination Couch

AG-2060



- The frame work is made of heavy duty rectangular mild steel pipe and is mounted on four, chrome plated, 1.5" dia. tubular legs for stability
- The frame is powder coated & fitted on the Chrome-plated Legs
- The top bed is in two sections. Backrest is 67cm long and can be adjusted as desired up to 60 degree position
- Head end and Back rest comes with Breathing Hole & Plug
- Paper roll holder is included in the head rest side
- High density 3" foam on a plywood base is vinyl upholstered for easy sterilization and clean up
- Maximum Load bearing weight is 140 Kgs

SIZE (cms)	LOAD BEARING	MATERIAL
180 x 51 x 76	140 kgs	MS & SS

Examination Couch with Locker

AG-2062



- Completely made of high density CRCA Mild Steel Sheet
- Adjustable backrest controlled by a pneumatic pump
- Top cushion is in two section and is covered with high quality washable rexine
- Provided with three drawers and three utility cabinets
- Comes with foldable BP apparatus tray on the side
- Provided with inbuilt single foot stool
- Elaborately pre-treated, cured and epoxy powder coated with 8 Tank process for scratch resistance
- Maximum Load bearing weight is 175 Kgs

SIZE (cms)	LOAD BEARING	MATERIAL
180 x 51 x 76	175 kgs	MS

HOSPITAL COT

Pediatric Cot

AG-2070

- Perforated 18g CRCA sheet for the base of the cot with a plush 3" foam mattress wrapped in rexine
- Integrated frame work is made of Mild Steel sheet and tubes
- Elaborately pre-treated, Epoxy Powder coated with 8 Tank process for scratch resistance.
- Full length drop rails for two sides & fixed protective rails for the other two
- Provision for IV Pole can be made
- Stands firm on four plastic bush or swivelling castors can be added for ease of movement



SIZE (cms)	LOAD BEARING	MATERIAL
135 x 76 x 60	100 kgs	MILD STEEL

Pediatric Cot

AG-2072

- Entire cot is constructed of quality corrosion resistant Stainless steel tubes
- High density 3" foam mattress is wrapped in rexine for the necessary comfort
- Protective rails on all four sides for safety
- Comes with IV Pole
- 4" heavy duty swivelling castors (2 with brakes) for ease of movement
- Seamless construction makes sanitizing a breeze



SIZE (cms)	LOAD BEARING	MATERIAL
135 x 76 x 60	100 kgs	MS

Baby Cradle

AG-2074

- Entire cradle is constructed of quality corrosion resistant Stainless steel tubes
- Full length drop rails on one side & fixed protective rails for the other three
- High density 3" Foam wrapped in rexine provides the necessary comfort
- 4" heavy duty swivelling castors (2 with brakes)
- Provision for IV Pole can be made
- Seamless construction makes sanitizing a breeze



SIZE (cms)	LOAD BEARING	MATERIAL
76 x 38 x 60	50 kgs	SS

HOSPITAL COT

Blood Donor Chair

AG-2080



- Made of high quality CRCA Mild Steel tube and sheet
- The wide and well cushioned arm rest provides ample space and comfort
- 2" Foam is wrapped with rexine for softness & easy sanitization
- Foot rest with plastic mat makes it slip proof
- Stands on 4 sturdy plastic bush
- Can be custom made to a different measurement or in Stainless Steel

SIZE (cms)	LOAD BEARING	MATERIAL
84 x 90 x 95	150 kgs	MS

Blood Donor Cot

AG-2082



- This is a totally practical and portable Blood Donor Cot
- Made of MS CRCA sheet and tubes welded together and finished with epoxy powder coating
- When unfolded the six legs lock in position for security
- Cot's legs are encased in nylon caps for noise reduction
- Plush 1" polyurethane cushion provides the necessary comfort and portability
- Cushion is removable and the cot folds compactly for easy transportation or stacking
- Comes with 2 handles for portability
- Can be customized with blood pressure apparatus tray

OPEN SIZE (cms)	FOLDED SIZE	LOAD BEARING	NET WEIGHT	MATERIAL
118 x 42 x 7	118 x 42 x 7	140 kgs	18 Kgs	MS

HOSPITAL FURNITURE



BedSide Locker

AG-2090

- Fully constructed with MS CRCA sheet and tubes with the exception of the top tray which is corrosion resistant Stainless Steel
- The locker box is magnet activated
- Legs are encased in plastic caps for noise reduction and stability
- Elaborately pre-treated, cured and epoxy powder coated for scratch resistance
- Can be custom made in SS

SIZE	MATERIAL
40 x 40 x 80	MS & SS



BedSide Locker

AG-2094

- Fully constructed with MS CRCA pressed sheet with the exception of the top tray
- Top tray is corrosion resistant Stainless Steel and is raised from three sides
- Two closed drawers and one open slot offers ample storage
- Legs are encased in plastic caps for noise reduction and stability
- Elaborately pre-treated, cured and epoxy powder coated for scratch resistance
- Can be custom made in SS

SIZE (cms)	MATERIAL
40 x 40 x 80	MS & SS



BedSide Locker

AG-2096

- Fully constructed with rust proof SS sheet and pipes
- The locker box is magnet activated
- Legs are encased in plastic caps for noise reduction and stability

SIZE (cms)	MATERIAL
40 x 40 x 80	SS

HOSPITAL FURNITURE

IV Saline Stand - Stationary

AG-2100



- Strong Stainless Steel tube construction for corrosion resistance
- The three spread out feet with plastic bush makes it trip proof
- Two hooks to hang upto 2 Kg bottle
- Min Height: 132 cm
- Max Height: 190 cm
- Height adjustment knob
- Can be custom made in MS, with 4 hooks or swivelling castors

SIZE (cms)	MATERIAL
40 x 40 x 80	SS

IV Saline Stand - Rolling

AG-2102



- Strong Stainless Steel tube construction for corrosion resistance
- Plastic spider feet with 2" swivelling castors makes it mobile
- Two hooks to hang upto 2 Kg bottle
- Min Height: 132 cm
- Max Height: 190 cm
- Height adjustment knob
- Can be custom made in MS & with 4 hooks

SIZE (cms)	MATERIAL
40 x 40 x 80	SS

HOSPITAL FURNITURE

Bed Side Screen

AG-2110



- Made of CRCA Mild Steel Tubes and epoxy powder coated to perfection
- This is made of 4 panels each measuring 60cm W X 168cm H
- Mounted on 8 2" dia swivelling castors for smooth movement
- Pre-hung with spring wire and curtains
- Can be custom made to a different measurement or in SS too

SIZE (cms)	FOLDED SIZE	MATERIAL
240 x 168	60 X 168	MS

Bed Side Screen

AG-2112



- Made of high quality Stainless Steel for corrosion resistance
- This is made of 3 panels. Two outer panel measures 168cm H X 60cm W each
- The center panel is 168cm H X 122cm W making the total 168cm H X 224cm W
- Mounted on 6 2" dia swivelling castors for smooth movement
- Pre-hung with spring wire and curtains
- Can be custom made to a different measurement or in MS too

SIZE (cms)	FOLDED SIZE	MATERIAL
224 X 168	122 X 168	SS

HOSPITAL FURNITURE



Single Step Stool

AG-2120 & AG-2120M

- Built tough with 1" square CRCA tube & sheet
- Finished with thick powder coating
- Legs are encased in plastic caps for noise reduction and stability
- Can be customized in Stainless steel

SIZE	LOAD BEARING	MATERIAL
18 x 11 x 10	100 kgs	MS



Double Step Stool

AG-2122

- Built tough with 1" round CRCA tube & sheet
- Finished with thick powder coating
- Legs are encased in plastic caps for noise reduction and stability
- Can be customized in Stainless steel

SIZE (cms)	LOAD BEARING	MATERIAL
18 x 11 x 10	100 kgs	MS



Double Step Stool

AG-2124

- Built tough with 1" round CRCA tube & sheet
- Finished with thick powder coating
- Legs are encased in plastic caps for noise reduction and stability
- Can be customized in Stainless steel

SIZE (cms)	LOAD BEARING	MATERIAL
18 x 11 x 10	100 kgs	MS

HOSPITAL FURNITURE

Revolving Stool - MS

AG-2130 Cushion Top | AG-2131 Steel Top



- Three CRCS MS pipes stands elegantly to make the legs.
- Circular MS Rod connects the 3 legs to form the foot rest
- Height adjustable from 48cm to 68cm by mechanical screws
- A 35cm Steel plate is used for the seating area
- Legs are encased in nylon caps for noise reduction and stability
- Pre-treated, Cured and Epoxy Powder coated to standards

SIZE	LOAD BEARING	MATERIAL
30 X 30 X 70	100 kgs	MS

Revolving Stool - MS

AG-2132 Cushion Top | AG-2134 Steel Top



- Full Mild Steel construction for strength and looks
- A circular MS pipe runs all the way around connecting the 4 legs to make the foot rest
- Height adjustable from 48cm to 68cm by mechanical screws
- The seating area is spacious at 35cm diameter
- Legs are encased in nylon caps for noise reduction and stability
- Pre-treated, Cured and Epoxy Powder coated to standards

SIZE (cms)	LOAD BEARING	MATERIAL
30 X 30 X 70	100 kgs	MS

Revolving Stool - MS

AG-2132F Cushion Top | AG-2134F Steel Top



- Full Mild Steel construction with flower legs for strength and looks
- A circular MS pipe runs all the way around connecting the 4 legs to make the foot rest
- Height adjustable from 48cm to 68cm by mechanical screws
- The seating area is spacious at 35cm diameter
- Legs are encased in nylon caps for noise reduction and stability
- Pre-treated, Cured and Epoxy Powder coated to standards

SIZE (cms)	LOAD BEARING	MATERIAL
30 X 30 X 70	100 kgs	MS

HOSPITAL FURNITURE



Revolving Stool - SS

AG-2133 Cushion Top | AG-2135 Steel Top

- Full Stainless Steel construction for strength and elegance
- A circular SS pipe runs all the way around connecting the 4 legs to make the foot rest
- Height adjustable from 48cm to 68cm by mechanical screws
- The seating area is spacious at 35cm diameter
- Legs are encased in nylon caps for noise reduction and stability

SIZE	LOAD BEARING	MATERIAL
30 X 30 X 70	100 kgs	SS



Non Revolving Stool

AG-N2132 Cushion Top | AG-N2134 Steel Top

AG-N2132F Cushion Top | AG-N2134F Steel Top

AG-N2133 Cushion Top | AG-N2135 Steel Top

- Solid construction for strength and looks
- A circular pipe runs all the way around connecting the 4 legs to make the foot rest
- Height adjustable from 48cm to 68cm by mechanical screws
- The seating area is spacious at 35cm diameter
- Legs are encased in nylon caps for noise reduction and stability
- MS Stool are Pre-treated, Cured and Epoxy Powder coated to standards



SIZE (cms)	LOAD BEARING	MATERIAL
30 X 30 X 70	100 kgs	MS & SS

TROLLEY



Crash Cart

AG-3010

- Complete corrosion resistant stainless Steel construction
- 6 Color coded handout bins at eye level
- Two Modular box with 6 Drawers (2 with lock)
- Comes with Monitor tray, Oxygen cylinder compartment and Saline stand
- Two shelves with protective rails on all three sides
- 4 5" Swivelling castor wheels (2 with brakes)
- Can be custom made in MS

SIZE (cms)	MATERIAL
490 X 940 X 1535	SS

Medical Drug Trolley

AG-3015



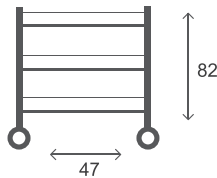
- Made from high quality rust proof SS304.
- Consisting of total 36 Plastic bins in total.
- Top 4 rows have 24 small bins while the bottom 3 rows have 12 larger bins.
- Behind these bins are 4 SS304 trays
- Comes with 4 - 5" castor wheels (2 with brakes and 2 without)
- Stands elegantly at 675 mm L x 450 mm W x 1500 mm H.
- Can be custom made in a combination of MS and SS

TROLLEY

Instrument Trolley

AG-3020

- Complete corrosion resistant Stainless Steel construction
- Combination of round tube & flat sheets
- Protective rails on all three sides
- 4" Quality swivelling castor
- Other sizes can be custom made as needed
- Can be custom made in MS

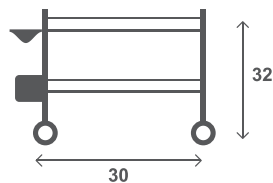


SIZE (cms)	MATERIAL
47 X 82	SS

Dressing Trolley

AG-3030

- Complete Stainless Steel welded construction
- Basin and Bucket are pre-hung
- Two shelves with protective rails on all four sides
- 4" Quality swivelling castor wheels (2 with brakes)
- Can be custom made in MS



SIZE (cms)	MATERIAL
30 X 20 X 32	SS

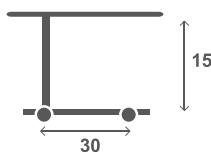
TROLLEY

Cardiac Table / Food Trolley

AG-3040



- Complete Stainless Steel welded construction
- Telescopic tubular system for height adjustment with a manual knob
- Rectangular base mounted on a set of 4 2" swivelling castor wheels
- Can be custom made in MS



SIZE (cms)	MATERIAL
30 X 15	SS



Cylinder Trolley

AG-3050 & AG-3050S

- High density MS welded fabrication with powder coated finish
- 1" dia circular CRCA pipe with MS sheet for the base plate
- Mounted on a set of 4" wheels
- Fits the standard Type B Cylinder (10 litres)
- Can be custom made in SS and for Type D Cylinder (47 litres)

LOAD BEARING	MATERIAL
25 kgs	MS

Linen Trolley

AG-3060



- Outer frame is made with 1" dia SS pipe
- Has 3 4" swivelling castor wheels (1 with Brake)
- Cart is made of full size canvas bag to accommodate linen in bulk
- Can be custom made with MS

SIZE (cms)	MATERIAL
490 X 940 X 1535	SS

TROLLEY



Basin Stand

AG-3070

- Completely made of 1" dia SS pipe
- Has 3 50mm Castor wheels
- Basin is 350mm diameter
- Can be made with single or double basin

SIZE (cms)	MATERIAL
490 X 940 X 1535	SS




Kick Bucket

AG-3050

- Made of SS bowl and round tube frame.
- The 3 legs are encased with 2 inch castor wheels.
- Standard Bowl size is 14 inches but can be customized



 No. 6, Pillaiyar Koil - Perumal Koil Link Road,
Thiyambakkam Nagar, Kosappur,
Chennai - 600 060, Tamil Nadu

 98845-30400

 AscendGlobalinc.com

 ascendglobal.sales@gmail.com

ascendglobal.cs@gmail.com

